

Product Data Sheet



PDL-16-400-3

Listed Power Distribution Block
 335 Amps, 600 Volts (AC/DC)
 1,000V AC/DC CE (IEC 60947-7-1)



Wire Range:

Line side: (1) 400kcmil - #6 AWG
 Load Side: (6) #2 - #14 AWG

See tables below for SCCR wire ranges and multiple wire approvals.

Electrical Ratings:

- 335A copper wire, 270A aluminum wire (Based on NEC Table 310-16, 75°C columns)
- CE Rated Voltage (U_i): 1,000 V AC/DC per IEC 60947-7-1
- Material Group: IIIa
- Pollution Degree: 3
- 600 Volts AC/DC (Service Equipment according to National Electrical Code, NFPA 70)
- Minimum enclosure size: 16 X 12 X 6
- Factory and Field Wiring

Short Circuit Current Ratings (Copper wire only):

Suitable Conductors (kcmil/AWG)		Overcurrent Protection Fuse Required Class/Max Amp Rating						SCCR, RMS SYM Amps	Volts Max
Line	Load	J	T	RK1	RK5	G	CC		
400 - 3/0	2 - 8	400	400	400	100	60	30	100,000	600
2/0 - 6	2 - 14	200	200	200	100	60	30	100,000	600

		Overcurrent Protection Circuit Breaker Required			SCCR, RMS SYM Amps	Volts Max
Line	Load	Mfr	Type	Max Amp		
2/0 - 6	2 - 10	Square D	JDL36250	250	18,000	480
		Square D	JGL36250	250	35,000	480
		Square D	JJL36250	250	65,000	480
		Square D	JLL36250	250	65,000	480
400 - 3	2 - 3	Allen Bradley	14OU-K6	400	35,000	480
350 - 4	2 - 8	Allen Bradley	14OU-J6	250	50,000	480
		Allen Bradley	14OU-J0	250	50,000	480

Mechanical Ratings:

- Maximum insulator base temperature: 125°C (257°F) UL RTI
- Maximum insulator base plate temperature: 130°C (266°F) UL RTI
- Flammability rating of insulator base: UL 94 V-0

* Use outside these ratings needs to be judged in the end-use application.

Materials:

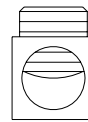
- Connector: High conductivity aluminum, tin plated
- Insulator base: Glass filled polycarbonate (thermoplastic)
- Insulator base plate: Phenolic laminate
- Terminal set screws: Steel, nickel plated and aluminum, tin plated
- Mounting screws: Steel, zinc plated

Agency Approvals:

- UL Listed, File No. E112158
- Investigated to UL 1953
- UL 508A Feeder Circuit Terminal Spacing for up to 600 Volts
- CSA Certified, CSA C22.2 No. 158, File No MC 249467
- 600V Rating for Class 6228 01 – Use Groups A, B, C
- CE compliant to IEC 60947-7-1
- RoHS Compliant

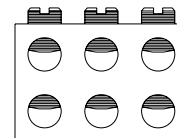
Wire Approvals:

Line Side Wire Approvals:



Wire Size	Torque		Copper Wire Stranding Classes - Number of Strands		
			Solid	Class B	Class C
	N.m	in. lbs			
400 kcmil	31.1	275		37	61
350	31.1	275		37	61
300	31.1	275		37	61
250	31.1	275		37	61
4/0	31.1	275		19	37
3/0	31.1	275		19	37
2/0	31.1	275		19	37
1/0	31.1	275		19	37
1	31.1	275		19	37
2	31.1	275		7	19
4	31.1	275		7	19
6	31.1	275		7	19

Aluminum stranded wire range: 400 - 6 AWG



Load Side Wire Approvals:

Wire Size	Torque		Copper Wire Stranding Classes - Number of Strands		
			Solid	Class B	Class C
	N.m	in. lbs			
2 AWG	5.6	50		7	19
4	5.1	45		7	19
6	5.1	45		7	19
8	4.5	40		(1-2)* 7	(1-2)* 19
10	4.0	35	1	(1-2)* 7	(1-2)* 19
12	4.0	35	1	(1-4)* 7	(1-4)* 19
14	4.0	35	1	(1-4)* 7	(1-4)* 19

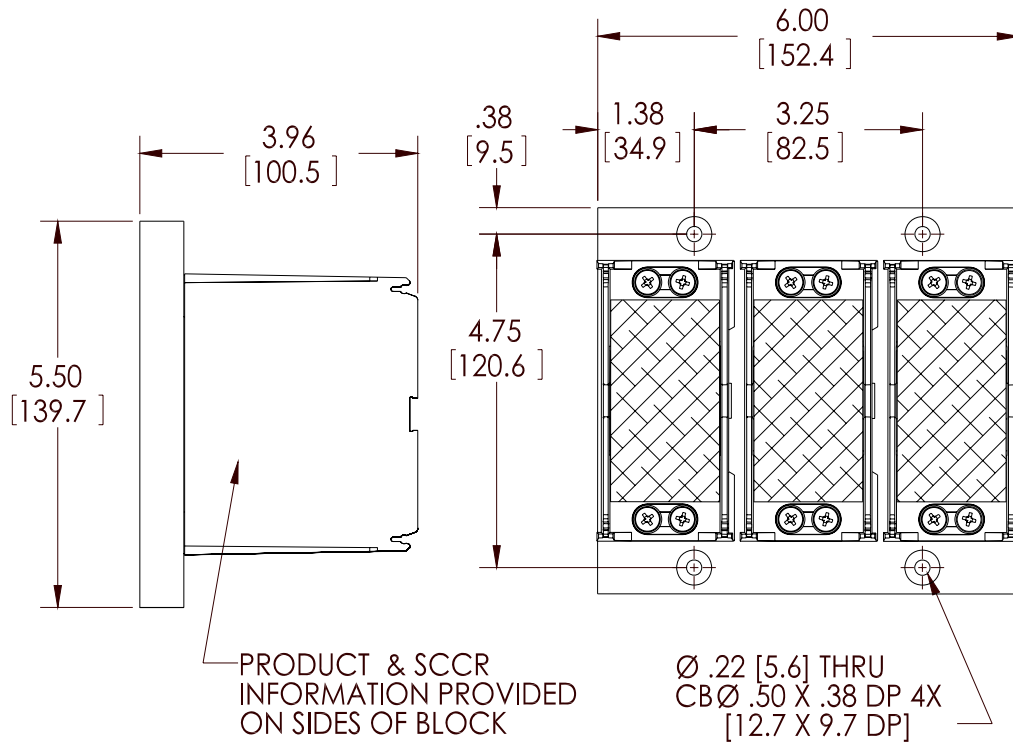
* Multiple conductor approvals for **LOAD** side only. (copper wire only)

Aluminum stranded wire range: #2 – #14 AWG

- Wire strip length, line side tap – 1 3/16"
- Wire strip length, load side tap, top row – 9/16" bottom row – 1 1/16"
- Panel mountable: #10 fastener, torque to 25-30 in.lbs.
- Hex keys needed: 400kcmil tap – 5/16", #2 tap – 5/32"

Accessories:

- Marker Strips. MS-1-L (three required)



WWW.ILSCO.COM
1-800-776-9775